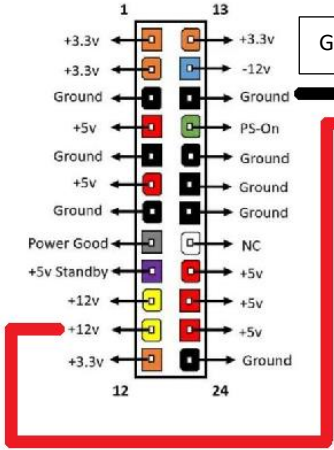


ATX POWER CONNECTOR



GND to GND

12V to Vin

NVME GET PLUGGED HERE



ADAPTOR GET PLUGGED HERE




ADAPTOR GET PLUGGED HERE




CON4 POWER CONNECTOR



PCIe CON6



GPU GETS PLUGGED WITH THE ADAPTOR'S PCIe x16-



SATA POWER CONNECTOR

